

## Hsa-miR-31 Probe

**Catalog No.** FM031-25

**Description:** one vial of 0.3 mL of probe in hybridization buffer

### Intended Use:

This probe is intended for research use only.

### Principle:

MicroRNAs (miRNAs) are endogenous, non-coding small RNA molecules that play important role in controlling gene expression. They are involved in multiple biological functions and disease progression including cancer. miRNAs either act as tumor suppressors or oncogenes depending on function of their target gene. Aberrant expression of miRNA has been reported in different cancer types; hence, *in situ* detection of miRNA provides important insight for diagnosis, prognosis, and disease management. miR-31 is known as tumor suppressor miRNA. miR-31 overexpression is more abundant in human Duchenne muscular dystrophy. miR-31 is frequently deleted and is the most underexpressed miRNA in serous ovarian cancer type. It has been shown to affect the levels of gene transcription factor p53 which encodes the tumor suppressor protein p53. In gastric cancer, miR-31 levels have been found to be significantly lower in tumor cells. miR-31 has further been shown to negatively regulate FOXP3, the master regulator in T-lymphocyte development and function.

Please visit the following link for more information about Hsa-miR-31. <https://www.ncbi.nlm.nih.gov/gene/407035>

### Summary and Explanation

miRNAs play an important role in many biological processes, including differentiation and development, cell signaling, and response to infection. Recent research have shown that human miRNA genes are frequently located in cancer-associated genomic regions, while perturbed miRNA expression patterns have been observed in many human cancers. A number of oncogenes and tumor suppressor genes were found to be the targets of miRNAs and global miRNA expression signatures were able to distinguish cancerous and non-cancerous tissues. Therefore, miRNA profiles can serve as highly specific markers for diagnosis, prognosis, disease monitoring, as well as prediction of therapeutic response. miRNAs are remarkably stable molecules and are well preserved in formalin-fixed, paraffin-embedded (FFPE) as well as frozen specimens. Early diagnosis, detection, and assessment of the disease progression are essential for disease management, especially in tumor patients, where timely therapeutic interventions are extremely critical.

### Quality Control

This product is quality control tested at BioGenex according to the suggested procedure. The recommended positive control tissue(s) for this miRNA probe are lymph node and testis (FB-HM031).

### Recommended protocol and parameters for Hsa-miR-31 probe

#### Automated Protocol:

<https://omicsveu.com/wp-content/uploads/Brochures/914-0071.0.pdf>

#### Manual Protocol:






<https://omicsveu.com/wp-content/uploads/Brochures/914-0072.0.pdf>

#### For more information:

<https://omicsveu.com/wp-content/uploads/Brochures/914-0073.0.pdf>

### Bibliography

- <https://doi.org/10.1002/emmm.201100209>
- <https://doi.org/10.1186/1423-0127-19-90>
- <https://doi.org/10.1016/j.ymeth.2007.10.008>
- [10.1007/978-1-60761-657-3\\_18](https://doi.org/10.1007/978-1-60761-657-3_18)
- [10.1007/s13238-013-3001-5](https://doi.org/10.1007/s13238-013-3001-5)
- [10.1261/rna.2006511](https://doi.org/10.1261/rna.2006511)
- <https://doi.org/10.1007/s11515-011-0990-4>
- [10.1038/embor.2010.208](https://doi.org/10.1038/embor.2010.208)
- [10.1097/00005072-199301000-00005](https://doi.org/10.1097/00005072-199301000-00005)
- [10.1007/s12032-009-9269-x](https://doi.org/10.1007/s12032-009-9269-x)

	Temperature Limitation	<b>RUO</b>	For Research Use Only
	Use By Date	<b>LOT</b>	Batch Code
	Non-Sterile		Consult Instructions for Use
<b>REF</b>	Catalogue Number		<b>BioGenex</b>

### Distributed by: omicsveu

Omicsveu is a distributor company offering the true spatial multi-omics platform & reagents.

**Address:** 48810 Kato Road, Suite 100E & 200E  
Fremont, CA 94538, USA  
Tel: +1 (800) 421-4149

**Contact:** [customerservice@omicsveu.com](mailto:customerservice@omicsveu.com)